

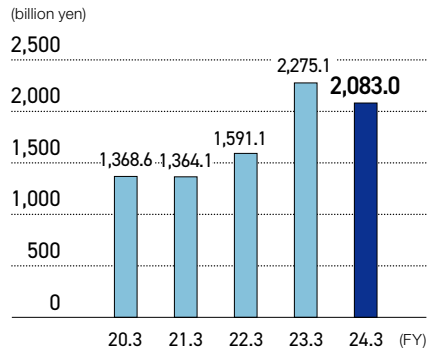
Financial Data

For detailed financial data, please visit our website. [Fact Book](#)

Prepared under the “Regulations Concerning the Terminology, Forms and Preparation Methods of Consolidated Financial Statements” (1976, Ministry of Finance Ordinance No. 28) since the year ended March 31, 2023. Figures for FY2022.3 are on a retrospective basis.

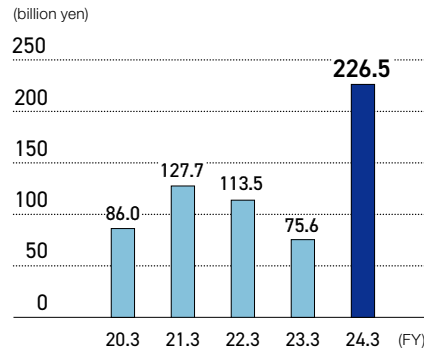
Net sales

Fiscal year ended March 31, 2024
2,083.0 billion yen



Ordinary profit

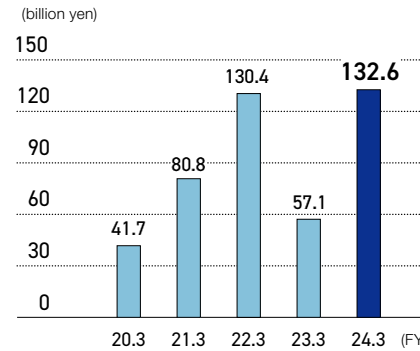
Fiscal year ended March 31, 2024*1
226.5 billion yen



*1 198.0 billion yen in FY2024.3 if time-lag profit impact is excluded

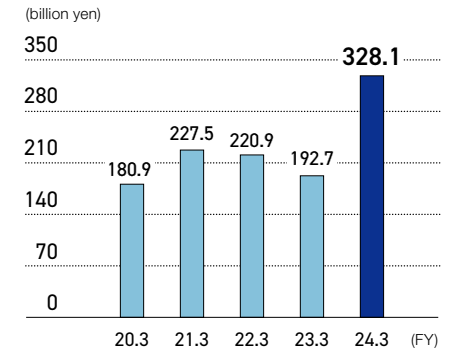
Profit attributable to owners of parent

Fiscal year ended March 31, 2024
132.6 billion yen



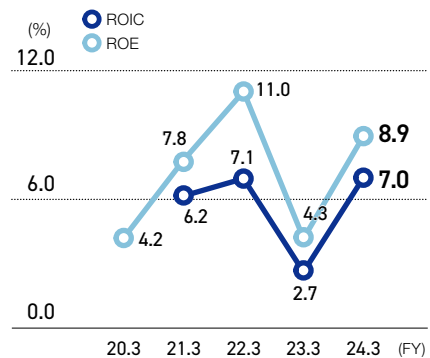
EBITDA

Fiscal year ended March 31, 2024
328.1 billion yen



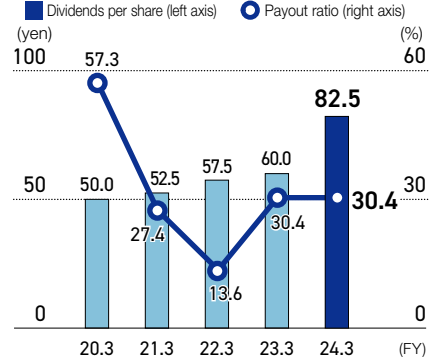
ROIC / ROE

Fiscal year ended March 31, 2024
 ROIC **7.0%** ROE **8.9%**



Dividends per share / Payout ratio*2

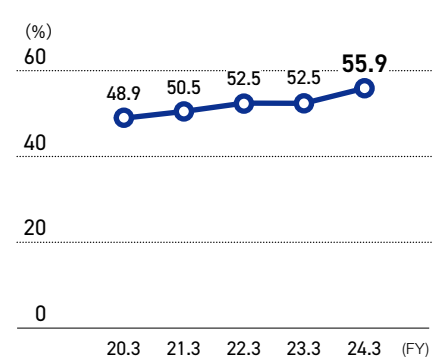
Fiscal year ended March 31, 2024
 Dividends per share **82.5** yen Payout ratio **30.4%**



*2 Payout ratio with impact from short-term profit fluctuation factors excluded

Shareholders' equity ratio*3

As of March 31, 2024
55.9%



*3 Calculated with 50% of issued hybrid bonds as equity

Debt equity ratio*3

As of March 31, 2024
0.51 times

