

# Non-Financial Data

For detailed non-financial data, please visit our website.



Sustainability of the Daigas Group



Value the Daigas Group Creates

Getting to Know the Daigas Group

Future the Daigas Group Envisions

Value Creation Practices

Sustainability

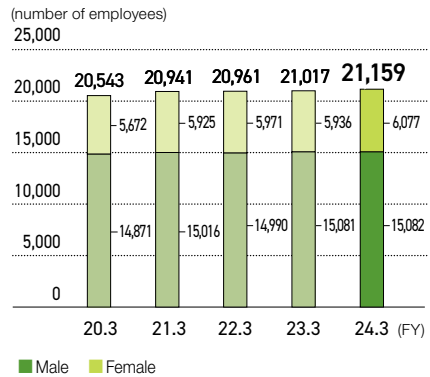
Corporate Governance

Corporate Data

## Number of employees (Group)

Fiscal year ended March 31, 2024

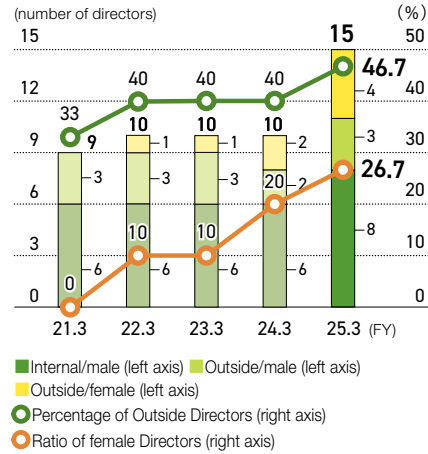
# 21,159



## Number of Directors of Osaka Gas

Number of the individuals in officer ranks reflecting the election results at the Annual Meeting of Shareholders in the year

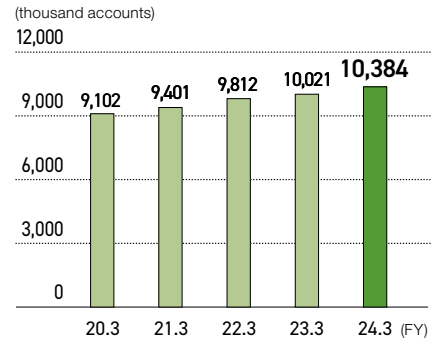
# 15



## Customer accounts

Fiscal year ended March 31, 2024

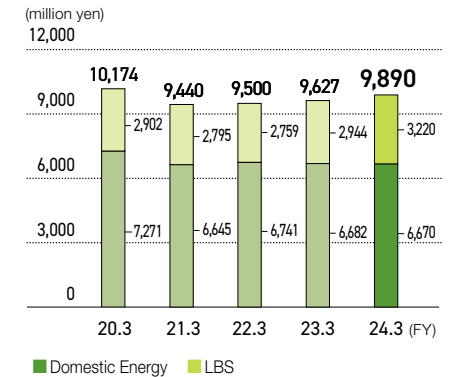
# 10,384 thousand



## R&D expenses

Fiscal year ended March 31, 2024

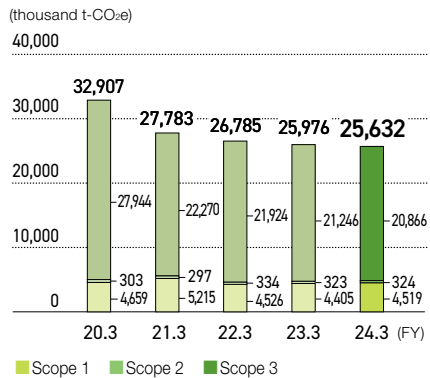
# 9,890 million yen



## Greenhouse gas emissions (Group)

Fiscal year ended March 31, 2024

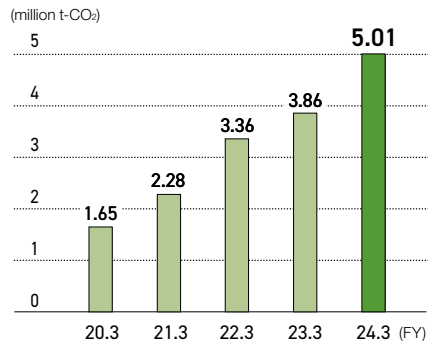
# 25,632 thousand t-CO<sub>2</sub>e



## Avoided emissions

Fiscal year ended March 31, 2024

# 5.01 million t-CO<sub>2</sub>



## Water use (Group)

Fiscal year ended March 31, 2024

Intake **535** million m<sup>3</sup> Discharge **524** million m<sup>3</sup>

